

COVID-19 HOSPITALIZATIONS

2021 TOTAL BY VACCINATION STATUS

81% Unvaccinated **19%** Vaccinated

(OCTOBER - DECEMBER) BY VACCINATION STATUS

83% Unvaccinated **17%** Vaccinated

COVID-19 DEATHS

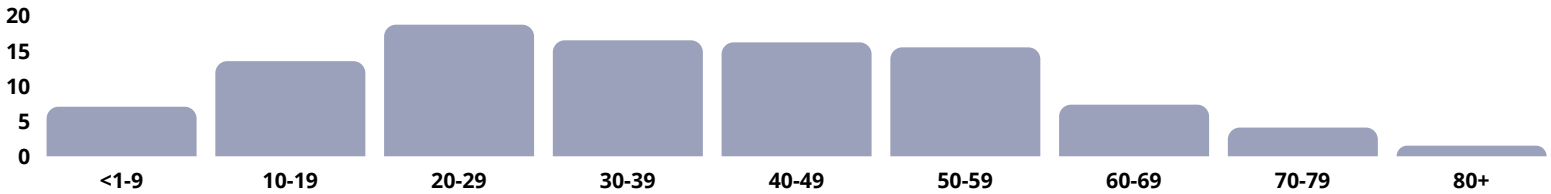
2021 TOTAL BY VACCINATION STATUS

85% Unvaccinated **15%** Vaccinated

(OCTOBER - DECEMBER) BY VACCINATION STATUS

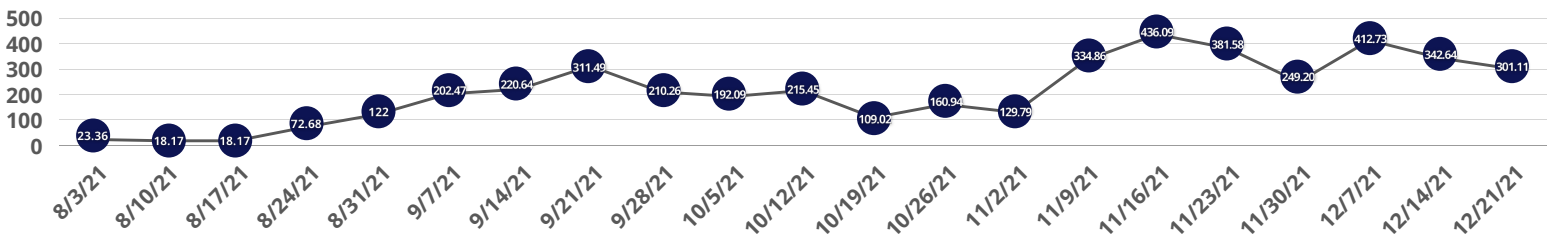
77% Unvaccinated **23%** Vaccinated

CASES BY AGE (DEC. 15 - DEC. 31, 2021)

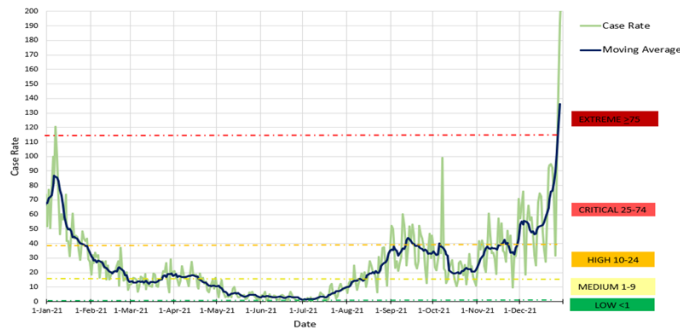


COVID-19 PUBLIC SCHOOL RATE PER 100,000*

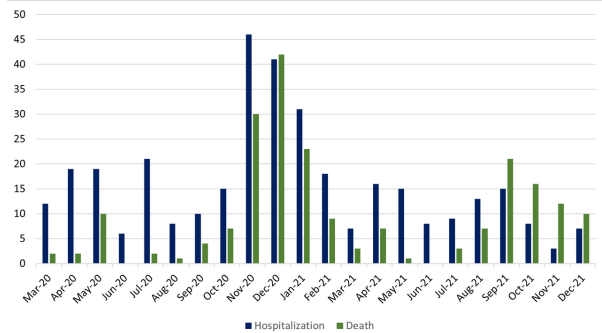
*New cases per 100,000 Delaware County public school staff and students in the past 7 days



DAILY CASE RATE PER 100,000 POPULATION



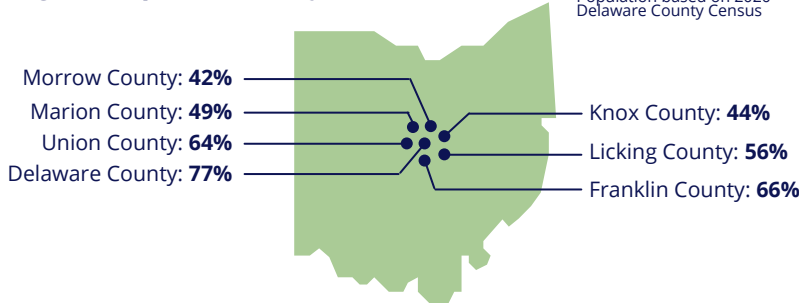
HOSPITALIZATIONS AND DEATHS BY MONTH



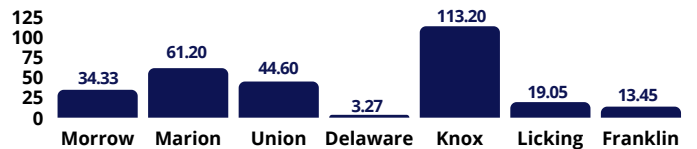
COVID-19 COUNTY-TO-COUNTY COMPARISON

Eligible Population Fully Vaccinated

Vaccine data as of 1/11/22
Population based on 2020
Delaware County Census



COVID-19 Hospitalizations per 100,000 (DECEMBER)



COVID-19 Deaths per 100,000 (DECEMBER)

