

**COVID-19 CASES**

**YEAR TO DATE  
BY VACCINATION STATUS**



**(SEPTEMBER - NOVEMBER)  
BY VACCINATION STATUS**



**COVID-19 HOSPITALIZATIONS**

**YEAR TO DATE  
BY VACCINATION STATUS**



**(SEPTEMBER - NOVEMBER)  
BY VACCINATION STATUS**



**COVID-19 DEATHS**

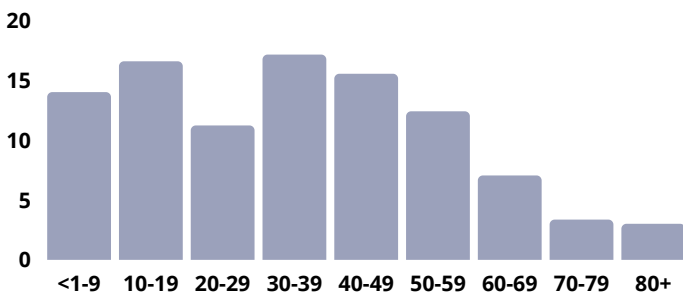
**YEAR TO DATE  
BY VACCINATION STATUS**



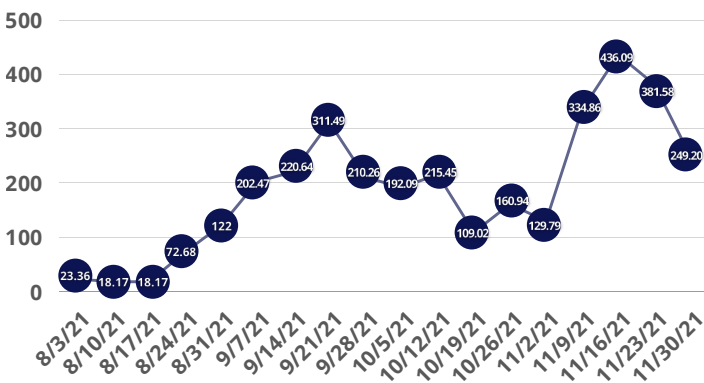
**(SEPTEMBER - NOVEMBER)  
BY VACCINATION STATUS**



**CASES BY AGE (NOV. 26 - DEC. 11)**



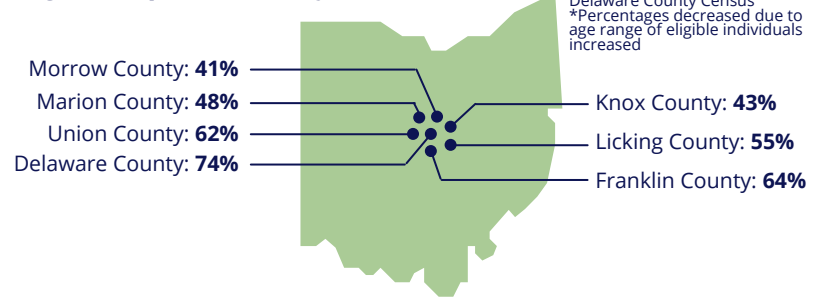
**COVID-19 PUBLIC SCHOOL RATE PER 100,000\***



\*New cases per 100,000 Delaware County public school staff and students in the past 7 days


**COVID-19 COUNTY-TO-COUNTY COMPARISON**

Eligible Population Fully Vaccinated\*



Vaccine data as of 12/12/21  
Population based on 2020 Delaware County Census  
\*Percentages decreased due to age range of eligible individuals increased

**COVID-19 Cases per 100,000 (NOVEMBER)**



**COVID-19 Hospitalizations per 100,000 (NOVEMBER)**

