

COVID-19 CASES

**YEAR TO DATE
BY VACCINATION STATUS**



**(MAY - JULY)
BY VACCINATION STATUS**

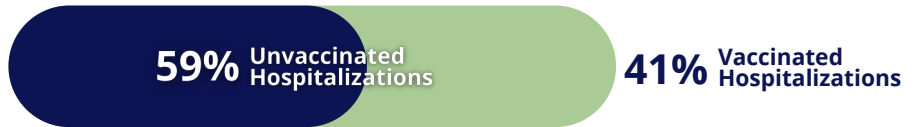


COVID-19 HOSPITALIZATIONS

**YEAR TO DATE
BY VACCINATION STATUS**



**(MAY - JULY)
BY VACCINATION STATUS**



COVID-19 DEATHS

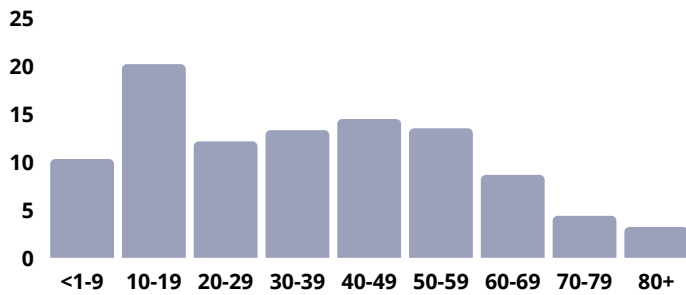
**YEAR TO DATE
BY VACCINATION STATUS**



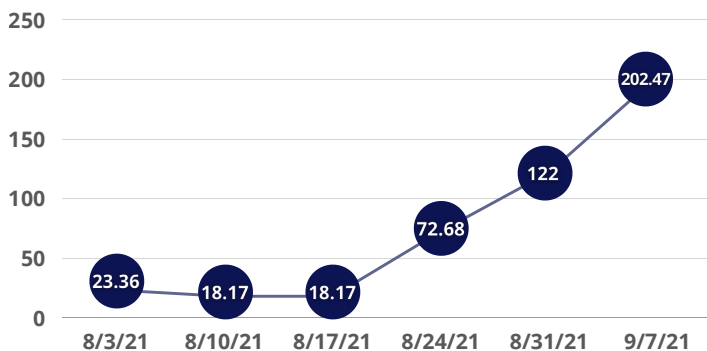
**(MAY - JULY)
BY VACCINATION STATUS**



CASES BY AGE (AUG. 15 - SEPT. 5)



COVID-19 PUBLIC SCHOOL RATE PER 100,000*

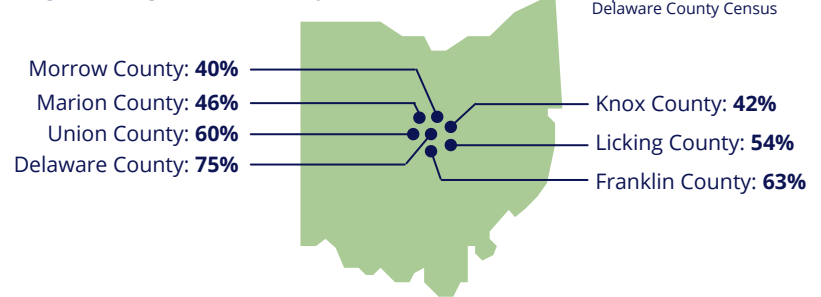


*New cases per 100,000 Delaware County public school staff and students in the past 7 days)


COVID-19 COUNTY-TO-COUNTY COMPARISON

Eligible Population Fully Vaccinated*

*Vaccine data as of 9/2/2021
Population based on 2020
Delaware County Census



COVID-19 Cases per 100,000 (August)



COVID-19 Hospitalizations per 100,000 (August)

