

# 2019 ANNUAL ACCIDENTAL OVERDOSE FATALITY REPORT


JAN 1 - DEC 31, 2019



Created with data from ODH Vital Statistics pulled 2/04/2020. Data is considered preliminary and may change as coroners have 6 months to complete reports.

## DELAWARE COUNTY RESIDENT DEATHS

**25**  
TOTAL  
DEATHS



## AGE RANGE

**23-61 YEARS**

Average Age:

**35**



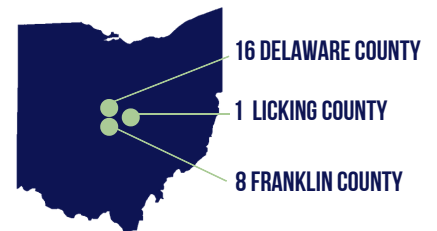
## MARITAL STATUS

- 1 Married
- 1 Unknown
- 6 Divorced
- 17 Single, never married

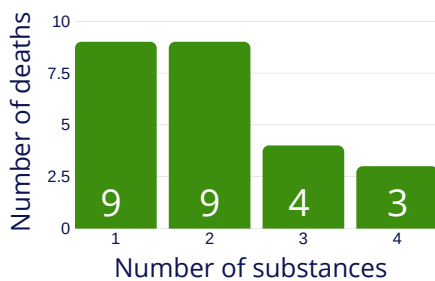
## EDUCATION ATTAINMENT

- 4 9-12 Grade, No diploma
- 14 High School graduate, GED
- 2 Some college, no degree
- 1 Associate Degree
- 1 Bachelor's Degree
- 1 Master's Degree
- 1 Doctorate/Professional Degree
- 1 Unknown

## PLACE OF DEATH



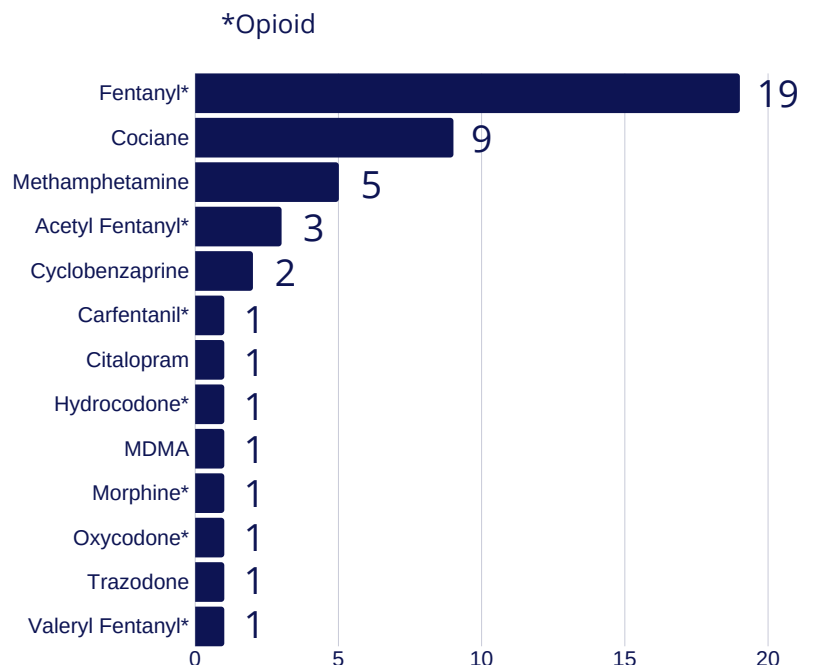
## NUMBER OF SUBSTANCES INVOLVED IN FATAL OD




## NUMBER OF RESIDENT DEATHS DUE TO OD



## SUBSTANCES FOUND MOST FREQUENTLY IN THOSE THAT DIED OF AN OVERDOSE

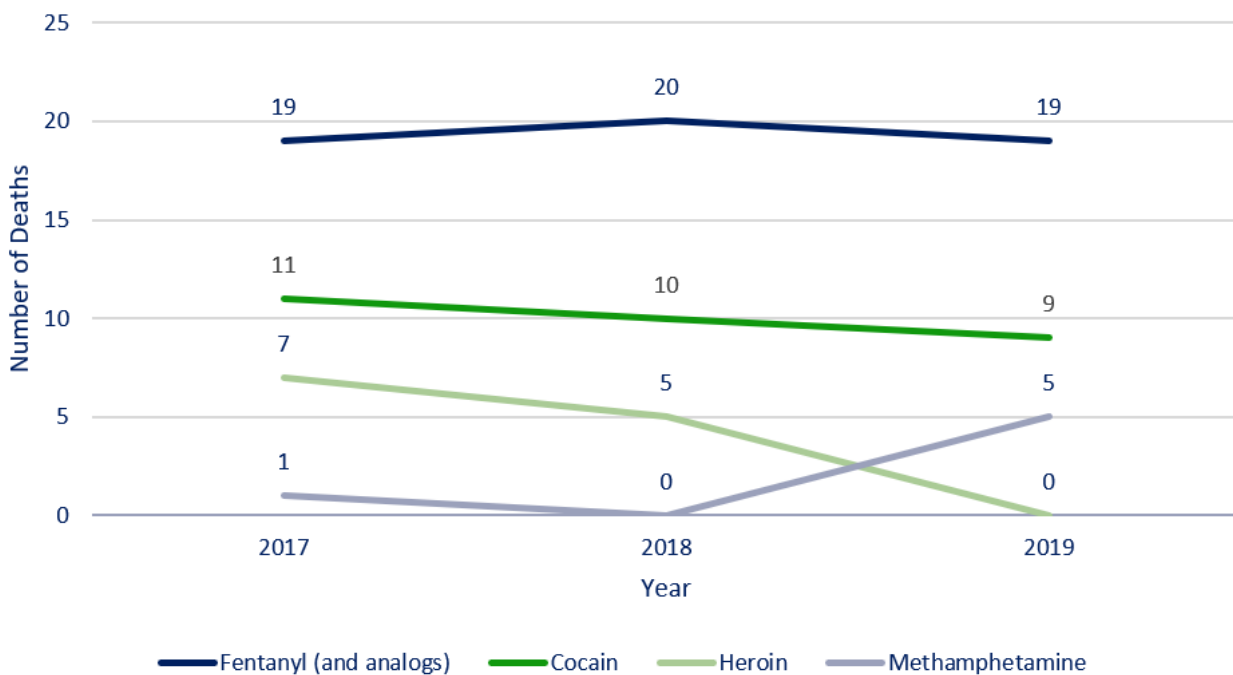


# SUBSTANCES SPECIFICALLY IDENTIFIED IN 27/27 DEATHS



**16/25** had more than one drug in their system  
**20/25** deaths involved an opiate  
**19/25** deaths involved fentanyl

## NUMBER OF RESIDENT DEATHS INVOLVING SELECT SUBSTANCES



## PLACES OF OVERDOSE

RESIDENCE INCLUDES: DECEDENT'S HOME, FRIEND'S HOME, HOUSE/APARTMENT



RESIDENCE

19



BUSINESS

3



VEHICLE

1



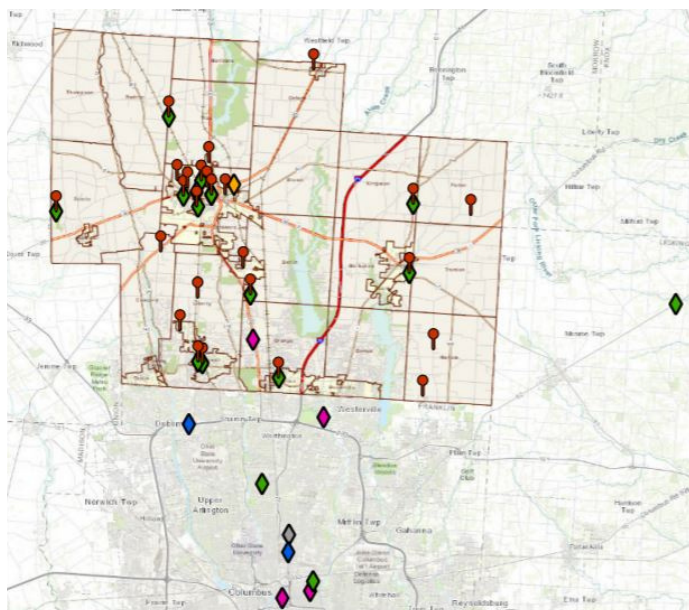
JAIL

1



UNKNOWN

1

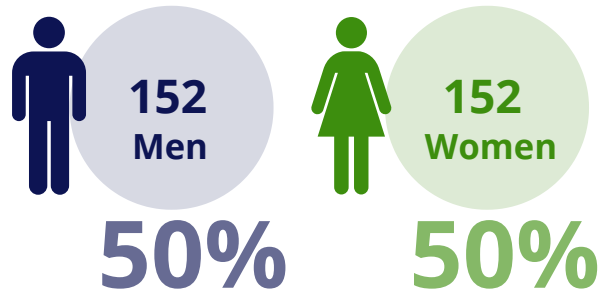
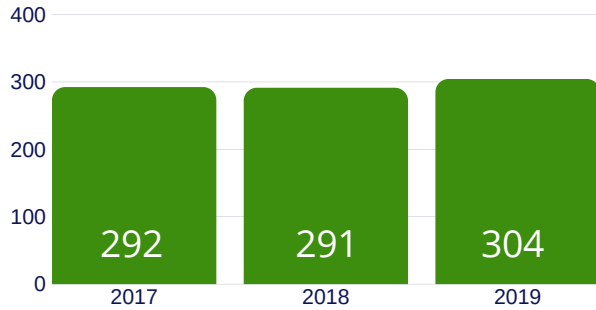


- Residence Location
- Death Location by Type**
- Residence
- Hospital
- Business
- Jail
- Parking Lot

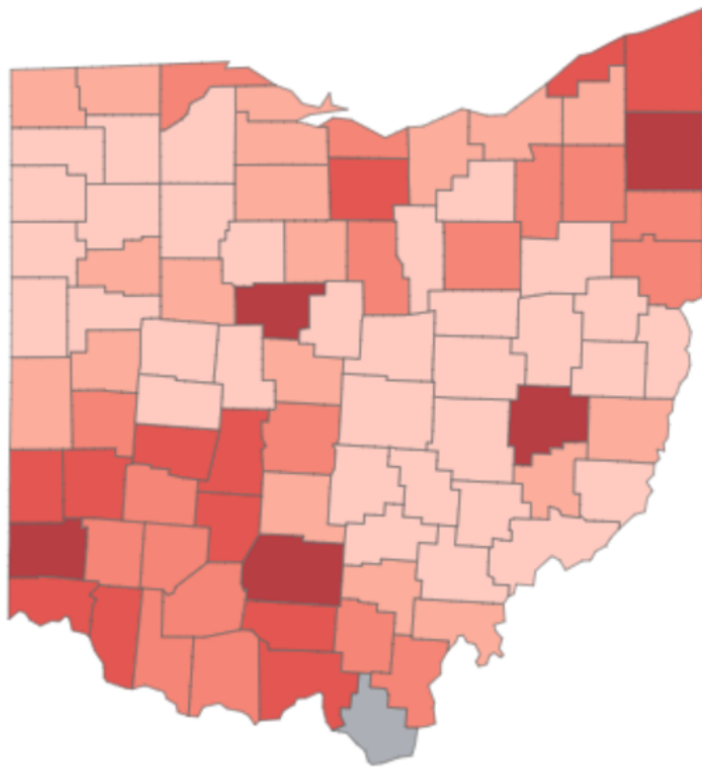
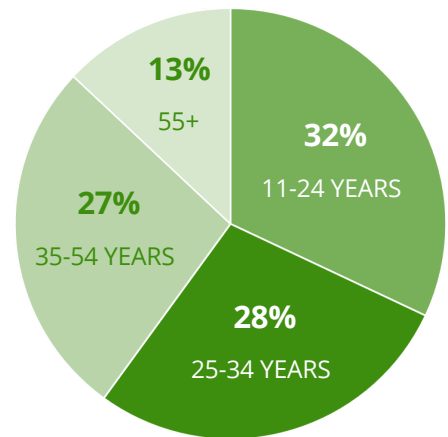
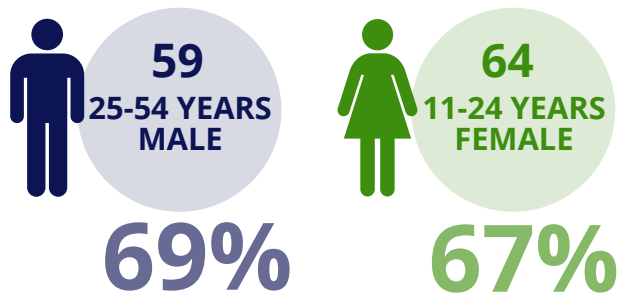
*These data were provided by the Ohio Department of Health. The Department specifically disclaims responsibility for any analyses, interpretations or conclusions.*

# DELAWARE COUNTY EMERGENCY DEPARTMENT VISITS FOR SUSPECTED DRUG OVERDOSE BY YEAR

\*Data is age 11 and older and includes over-the-counter, prescription, and illicit drugs




# DELAWARE COUNTY EMERGENCY DEPARTMENT VISITS FOR SUSPECTED DRUG OVERDOSE BY AGE



## EMERGENCY DEPARTMENT VISITS FOR SUSPECTED DRUG OVERDOSE RATES PER 10,000 ED VISITS BY YEAR

\*Data Source: EpiCenter- Syndromic Surveillance System; analysis by ODH Violence and Injury Prevention Section.



### IN 2019, THE HEALTH DISTRICT:

- Distributed 79 individual Project DAWN kits 
- Trained 204 individuals in Project DAWN opioid education & naloxone distribution 
- Distributed 199 first responder kits to law enforcement & security personnel 