



# Delaware General Health District

*Dedicated to Your Health*

## EPIDEMIC INTELLIGENCE REPORT

DATA AS OF DECEMBER 22nd

### SITUATION REPORT

| DELAWARE COUNTY, OHIO               |      |
|-------------------------------------|------|
| LABORATORY CONFIRMED COVID-19 CASES | 7113 |
| PROBABLE COVID-19 CASES             | 1530 |
| TOTAL CASES                         | 8643 |
| RECOVERED*                          | 6997 |

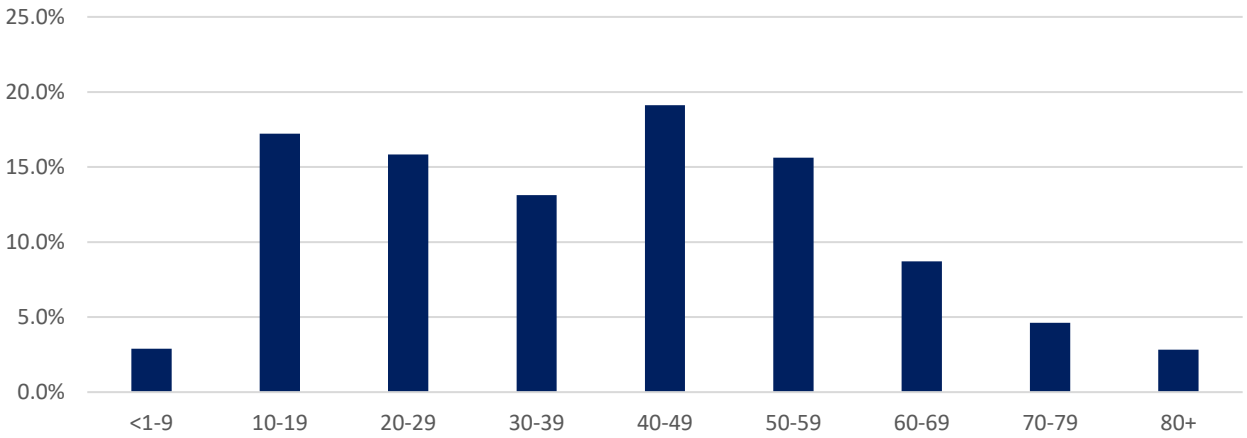
\*A case is classified as recovered once cleared from isolation

| CONFIRMED AND PROBABLE CASES |            |                        |                     |                  |                                  |
|------------------------------|------------|------------------------|---------------------|------------------|----------------------------------|
| AGE RANGE                    | MEDIAN AGE | SEX                    | HEALTH CARE WORKERS | FIRST RESPONDERS | K-12 STAFF/ STUDENTS (SINCE AUG) |
| <1-90+ YEARS                 | 40 YEARS   | 48% MALE<br>52% FEMALE | 3.4%                | 0.5%             | 10.6%                            |

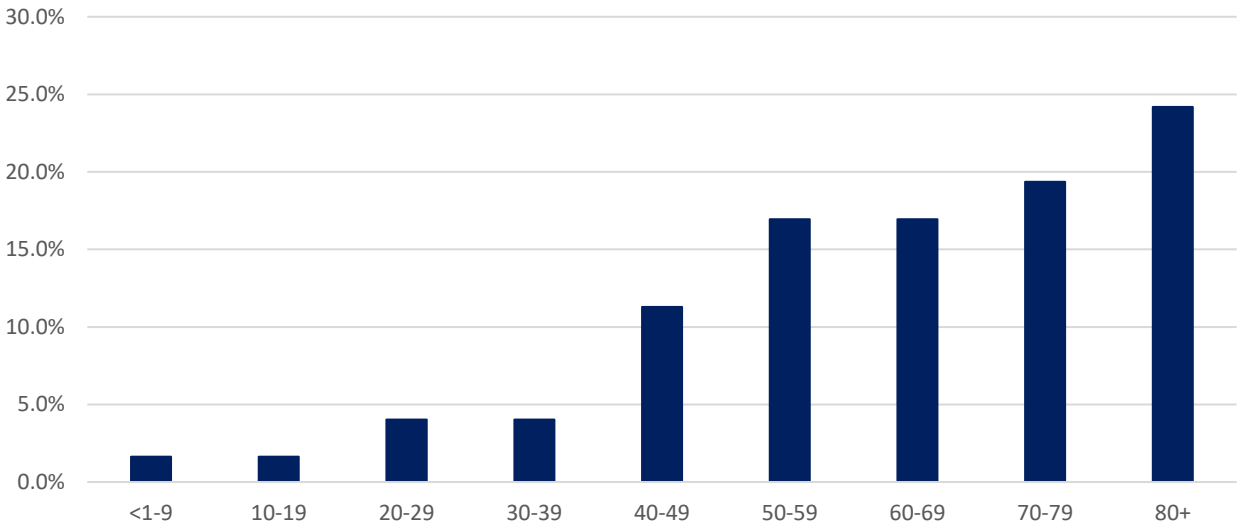
| PRE-EXISTING MEDICAL CONDITIONS | HOSPITALIZATIONS (CURRENT) | HOSPITALIZATIONS (TOTAL) | DEATHS |
|---------------------------------|----------------------------|--------------------------|--------|
| 34.39%                          | 40                         | 164                      | 53     |

|                              |                          |
|------------------------------|--------------------------|
| Asymptomatic Cases           | 12%                      |
| Median Age of Deceased Cases | 82 YEARS                 |
| Disease Rate                 | 4,562 per 100,000 people |

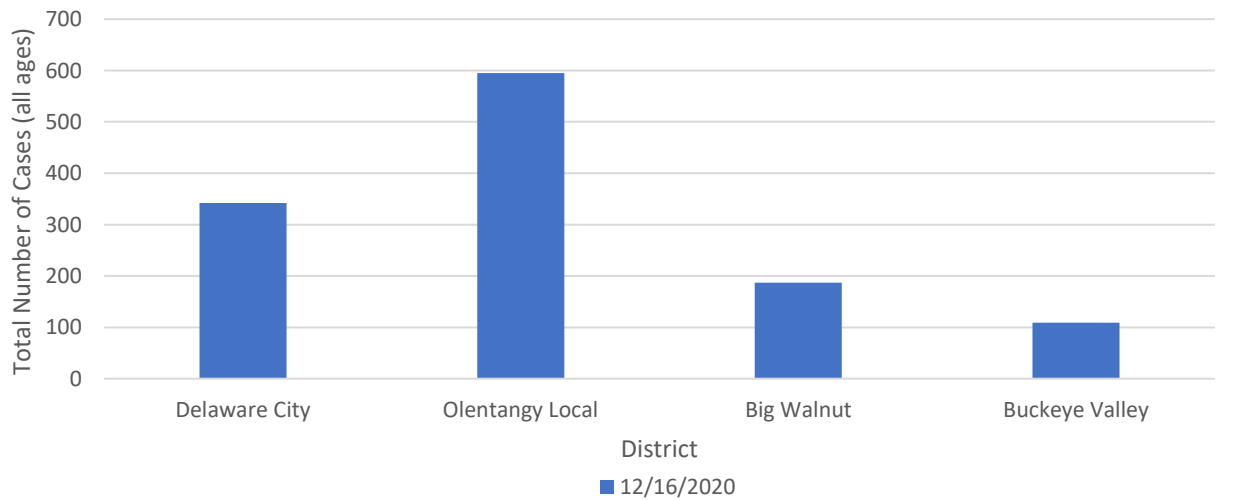
### Delaware County Cases by Age Group



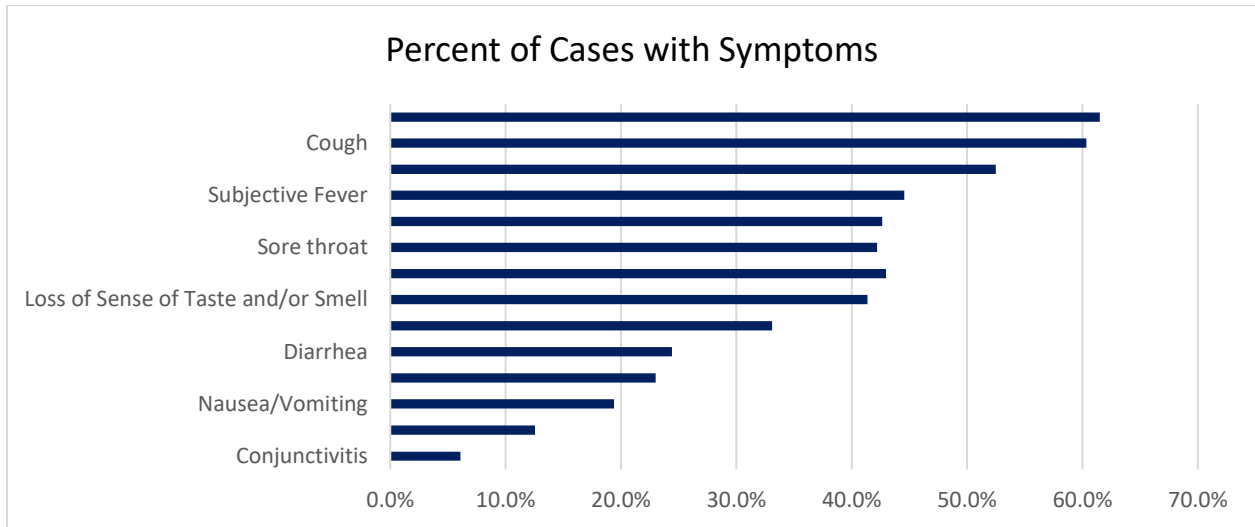
### Delaware County Hospitalized Cases by Age Group



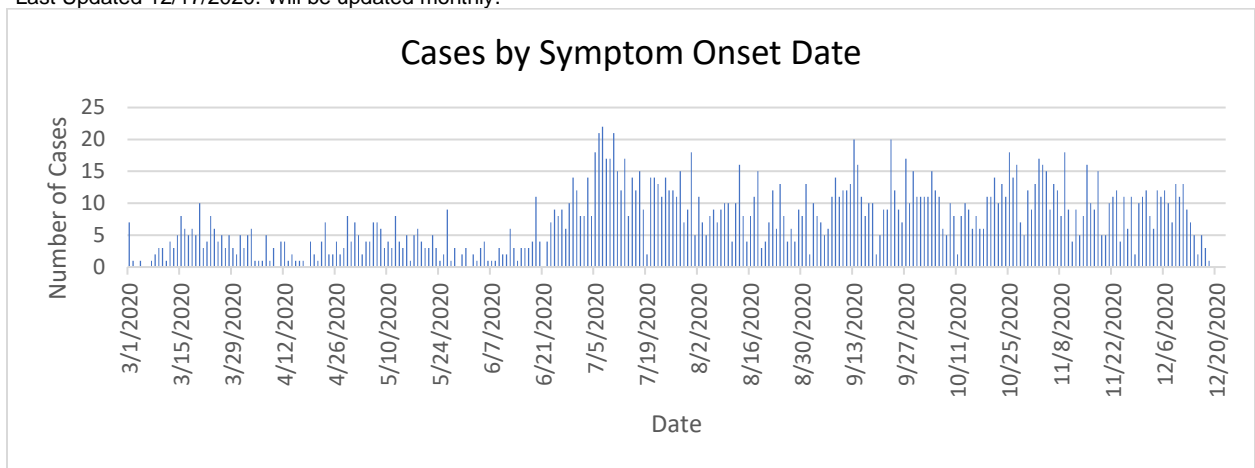
### Total Active Cases by School District



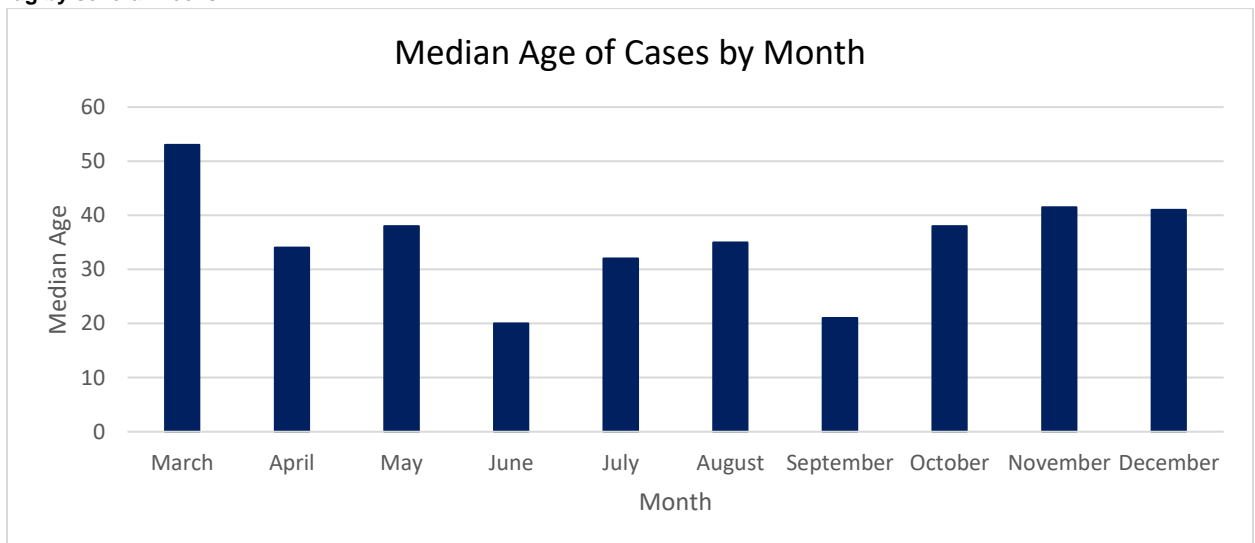
\*This data includes all DGHD jurisdiction residents that live within the school district



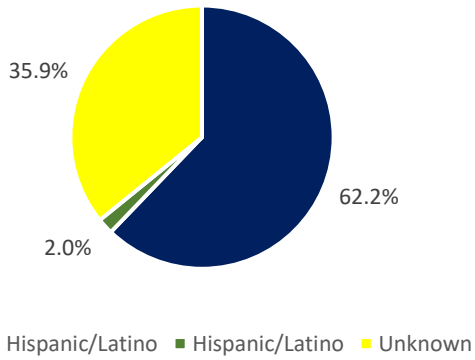
\*Last Updated 12/17/2020. Will be updated monthly.



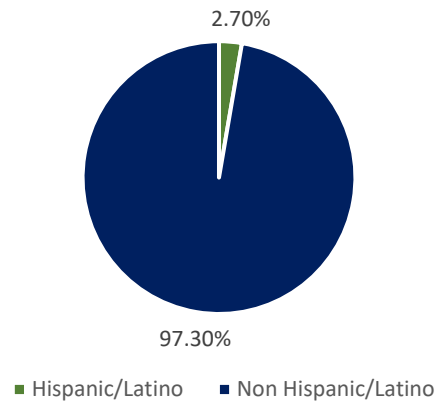
\*Symptom onset data is collected from interviews. Therefore, if someone was not reached for an interview, their information would not be included in the data above. **Additionally, it can take up to 14 days for symptoms to begin and therefore the data may lag by several weeks.**



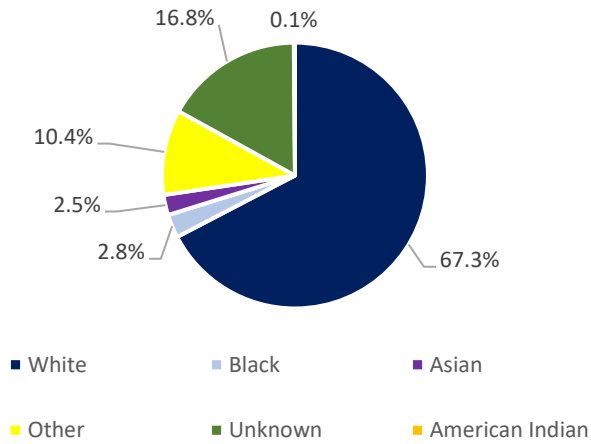
**Delaware County Cases by Ethnicity**



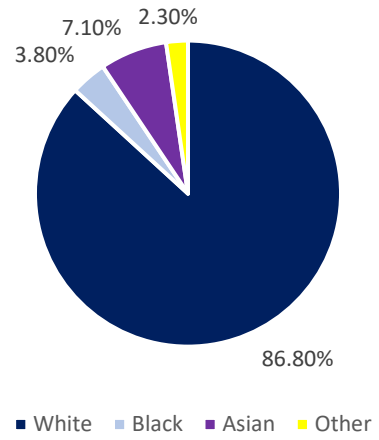
**Delaware County Population by Ethnicity**



**Delaware County Cases by Race**



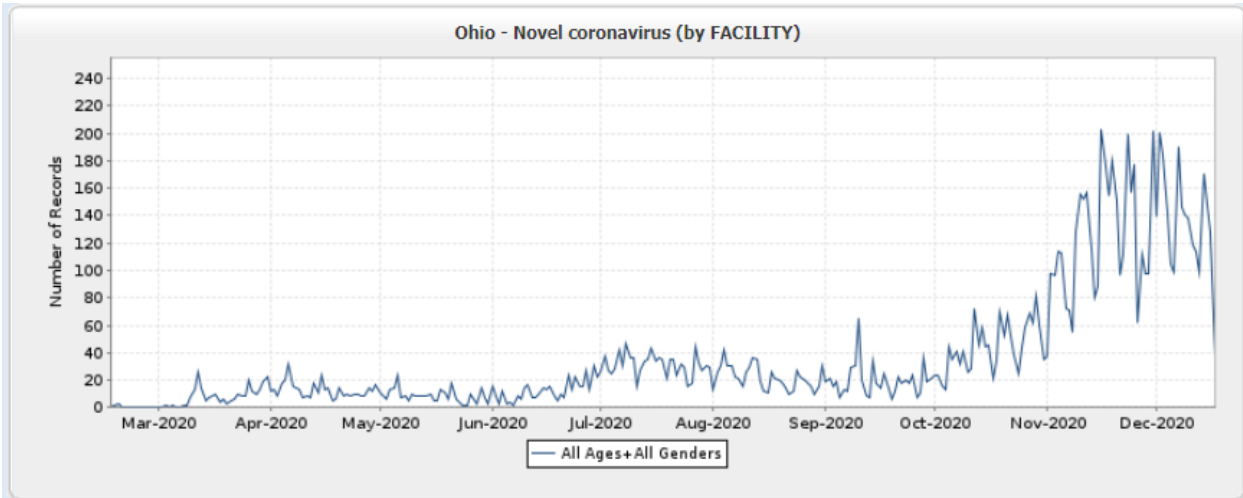
**Delaware County Population by Race**



**SCHOOL DISTRICT DATA UNAVAILABLE THIS WEEK**

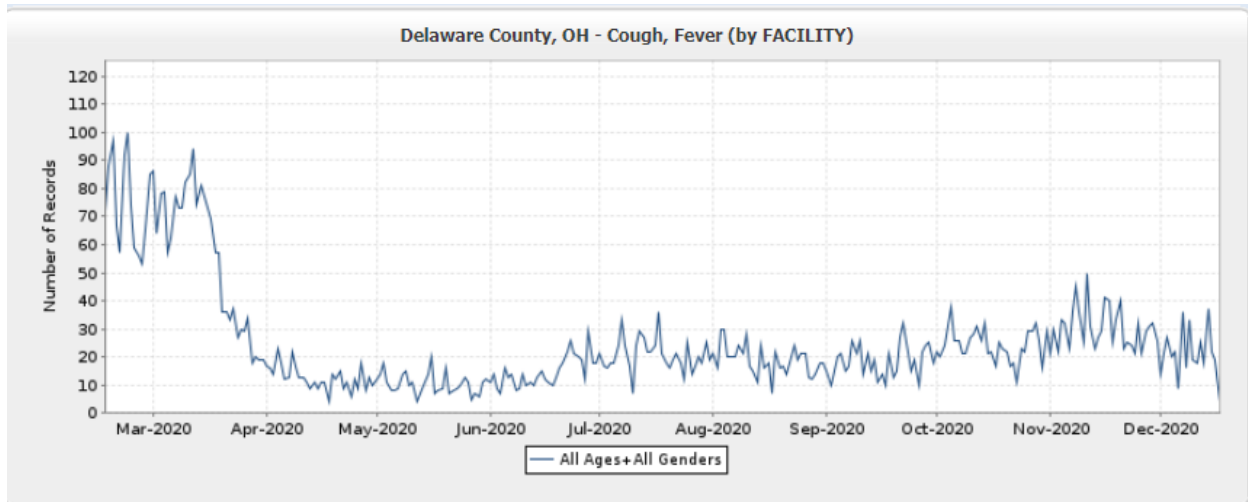
## SURVEILLANCE ACTIVITY

### OHIO – Novel Coronavirus Health Provider Visits (by Facility)



The graph above illustrates the number of novel coronavirus-related visits by all provider types across the state of Ohio. This is a newly created surveillance activity and therefore not all facilities may be using this classifier.

### Delaware County, OH –Hospital/Urgent Care Visits for Fever and Cough (by Facility)



The graph above illustrates number of recorded visits to hospitals and urgent cares for 'COVID-19-like' symptoms in Delaware County, Ohio. Some of the recorded visits from the beginning of the year could have been due to influenza season.

All data provided in this report is preliminary and subject to change as addition information is obtained. Maps are based on validated addresses. Potential reasons for an invalid address is a PO Box or a road too new to be recorded on GIS software.